



MULTI-SPORT (AGES 6-11) ACTIVITY REFERENCE GUIDE




Pokémon Bonanza – Part 1 – Basketball Shooting

Purpose: shooting

Equipment: Portable Basketball Hoop, Basketballs, small spots for Pokémon, Team Hula Hoops, Standing Spots/Line

Set Up: Place 4-6 small spots of each color in a semi-circle around the basket from an age appropriate distance. The spots are Pokémon. Put down a line of large spots in front of each team's line for the gate code. Put a colored hula hoop next to each group's team line.



Small spots in a semi-circle around the hoop.
Spots sorted by color in vertical columns

Comments: Use fun Pokémon names for each small spot color:

- Green - Bulbasaur
- Blue - Snorlax
- Purple - Gengar
- Yellow - Pikachu
- Red - Charmander
- Orange - Charizard



Execution:

- Tell the kids that as a team we must catch as many Pokémon of each color and put them in the Pokémon net (Hula Hoop)
- The first player in each time starts with a ball
- To catch a Pokémon, a player must stand on the Pokémon and make the ball in the hoop
 - **If they make the ball in the hoop**, they grab their Pokémon, dribble their ball back to their team line, put the Pokémon in the hula hoop, and pass the ball to the next player in line.
 - **If they miss**, they grab their rebound and dribble back to their team line and pass the ball to the next player on their time
- Go until all the Pokémon are gone, or time expires and then count-up how many sets of Pokémon of each color the group collected.
- SCORING – Pokémon differs from other “spot collecting games” because it is all about collecting more Pokémon of EACH COLOR than the other team. At the end of the game the players will stack their Pokémon by color. Whoever has the most Blue Pokémon, wins all the Blue Pokémon and the Snorlax Point. Who ever has the most Orange Pokémon, wins all the Orange Pokémon and the Charzard point. This is just one round. Write down how many Pokémon Points each team scored and move onto the next round
- Move onto Round 2 – BASEBALL THROWING

SEE NEXT PAGE FOR ROUND 2 – BASEBALL THROWING



MULTI-SPORT (AGES 6-11) ACTIVITY REFERENCE GUIDE




Pokémon Bonanza – Part 2 – Baseball Throwing

Purpose: Baseball Throwing

Equipment: XL Snag Balls, Bulls-Eye Target, small spots for Pokémon, Team Hula Hoops, Standing Spots/Line

Set Up: Put the Pokémon Spots back in their place and exchange the Basketball Hoop with a SNAG Target



Small spots in a semi-circle around the hoop.
Spots sorted by color in vertical columns

Comments: Use fun Pokémon names for each small spot color:

- Green - Bulbasaur
- Blue - Snorlax
- Purple - Gengar
- Yellow - Pikachu
- Red - Charmander
- Orange - Charizard



Execution:

- Same rules but this time instead of Shooting the ball in the hoop, they are trying to throw the ball onto the target.
- The first player in each time starts with an XL SNAG ball
- To catch a Pokémon, a player must stand on the Pokémon and throw the ball onto the Target
 - **If the ball hits to target** they grab their Pokémon, run back to their team line, and put the Pokémon in the hula hoop. The next player in line then grabs a new Ball out of their Ball Bucket.
 - **If they miss**, they grab their ball, run back to their team line, and hand the ball to the next person in line.
- Go until all the Pokémon are gone, or time expires and then count-up how many sets of Pokémon of each color the group collected.
- SCORING – Pokémon differs from other “spot collecting games” because it is all about collecting more Pokémon of EACH COLOR than the other team. At the end of the game the players will stack their Pokémon by color. Whoever has the most Blue Pokémon, wins all the Blue Pokémon and the Snorlax Point. Who ever has the most Orange Pokémon, wins all the Orange Pokémon and the Charzard point. This is just round 2. Add Round 2 Pokémon Points to the Round 1 Pokémon Points.
- Move onto Round 3 – SOCCER SHOOTING


SEE NEXT PAGE FOR ROUND 3 – SOCCER SHOOTING

Pokémon Bonanza – Part 3 – Soccer Shooting

Purpose: Soccer Shooting

Equipment: Soccer Balls, 2 Pugg Soccer Goals, Small spots for Pokémon, Team Hula Hoops, Standing Spots/Line

Set Up: Put the Pokeson Spots back in their place and exchange the SNAG Target with a Pugg Soccer Goal. Assign ONE goal to each team.



Small spots in a semi-circle around the hoop.
Spots sorted by color in vertical columns

Comments: Use fun Pokémon names for each small spot color:

- Green - Bulbasaur
- Blue - Snorlax
- Purple - Gengar
- Yellow - Pikachu
- Red - Charmander
- Orange - Charizard



Execution:

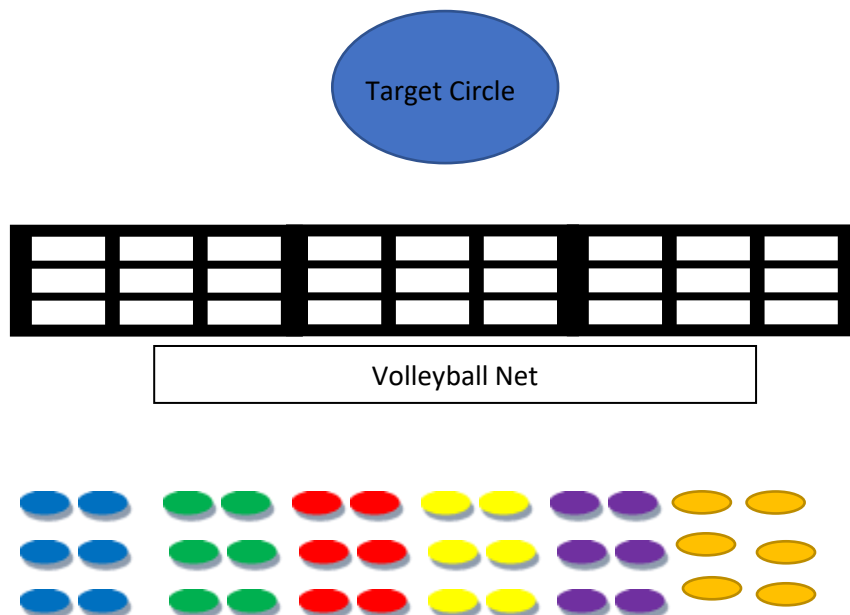
- Same rules but this time they will kick the ball into a Soccer Goal
- The first player in each time starts with a Soccer Ball.
- To catch a Pokémon, a player must trap the ball on a Pokemon and kick the ball into their teams Soccer Net.
 - **If they score a GOAL:** they grab their Pokémon, grab their ball, dribble back to their team line, put the Pokémon in the hula hoop, and pass the ball to the next player in line.
 - **If they miss,** they grab their ball, dribble back to their team line, and pass the ball to the next person in line.
- Go until all the Pokémon are gone, or time expires and then count-up how many sets of Pokémon of each color the group collected.
- SCORING – Pokémon differs from other “spot collecting games” because it is all about collecting more Pokémon of EACH COLOR than the other team. At the end of the game the players will stack their Pokémon by color. Whoever has the most Blue Pokémon, wins all the Blue Pokémon and the Snorlax Point. Who ever has the most Orange Pokémon, wins all the Orange Pokémon and the Charzard point. This is just round 3. Add Round 3 Pokémon Points to the Round 1 & 2 Pokémon Points.
- Move onto Round 4 – Volleyball Serving

Pokémon Bonanza – Part 4 – Volleyball Serving

Purpose: Volleyball Serving

Equipment: Volleyballs, Volleyball Net, Colored Disks, Small spots for Pokémon, Team Hula Hoops, Standing Spots/Line

Set Up: Put the Pokeson Spots back in their place and exchange the Pugg Goal for a Volleyball Net with a Target Circle on the other side of the net.



Small spots in a semi-circle around the hoop.
Spots sorted by color in vertical columns

Comments: Use fun Pokémon names for each small spot color:

- Green - Bulbasaur
- Blue - Snorlax
- Purple - Gengar
- Yellow - Pikachu
- Red - Charmander
- Orange - Charizard



Execution:

- Same rules but this time they have to serve the ball into the target circle
- The first player in each time starts with a Volleyball
- To catch a Pokémon, a player must stand on a Pokemon and serve the ball over the net into the Target Area.
 - **If the ball lands in the Target Area:** they grab their Pokémon, grab their ball, run back to their team line, put the Pokémon in the hula hoop, and pass the ball to the next player in line.
 - **If they miss,** they grab their ball, run back to their team line, and pass the ball to the next person in line.
- Go until all the Pokémon are gone, or time expires and then count-up how many sets of Pokémon of each color the group collected.
- SCORING – Pokémon differs from other “spot collecting games” because it is all about collecting more Pokémon of EACH COLOR than the other team. At the end of the game the players will stack their Pokémon by color. Whoever has the most Blue Pokémon, wins all the Blue Pokémon and the Snorlax Point. Who ever has the most Orange Pokémon, wins all the Orange Pokémon and the Charzard point.



MULTI-SPORT (AGES 6-11) ACTIVITY REFERENCE GUIDE



- Add Round 4 Pokemon Points to Round 1,2 & 3.
- The team with the most points is the winner.
 - Have all players give the other team and High-5 and tell them Good Game! Award points for sportsmanship, respect and integrity.