

Angry Birds Bonanza – Part 1 – Basketball Passing

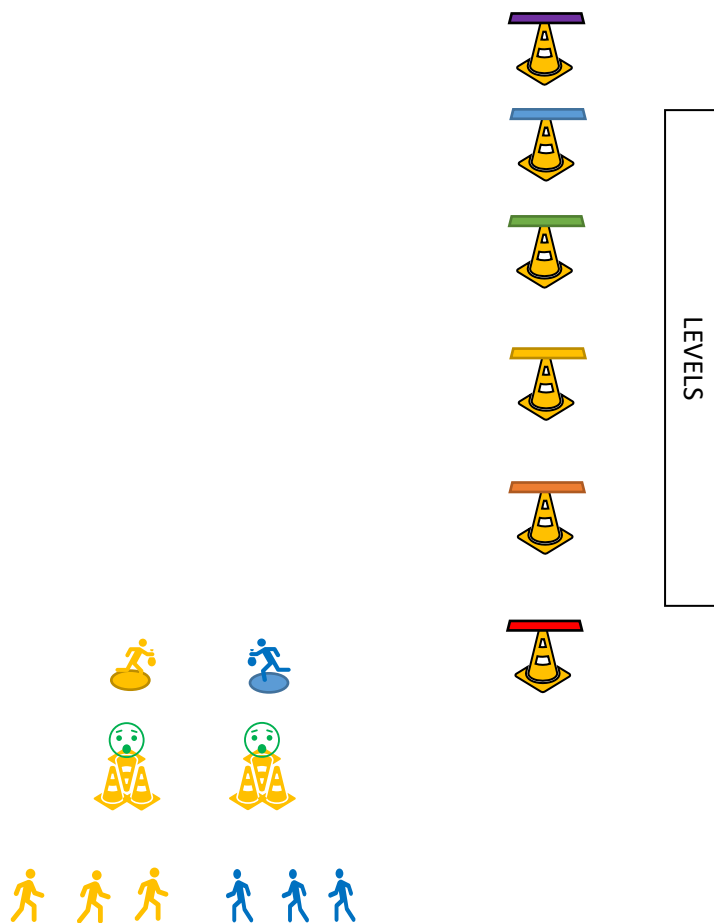
Purpose: Basketball Passing

Equipment: Hula Hoop, Cones, Dodgeball, Basketball, Colored Spots

Set Up: Each team needs to create their Piggy Tower in their Hula Hoop.

- Put 6 Cones down in a triangle shape
- Put 3 cones upside down in gaps****This is the key*
- Put 3 cones right-side up on top of upside down cones.
- Put 1 cones upside down in gaps
- Dodgeball (piggy) on the upside-down cone

Put 1 colored spot down about 5' in front of the piggy tower to serve as the Sling Shot.



Execution:

- Break players into two teams
- Have 1 player from each team start with the ball on the slingshot (Large Colored Spot). The rest of the players stand behind their teams Piggy Tower. Make sure they are far enough back that there is no risk of being hit by a Basketball or Cone.
- On the coaches whistle the game begins. The person on the slingshot passes the ball at the piggy tower.
- IF THEY MISS – The players behind the tower grab the ball and give it to the next player in line who runs out to the Slingshot. He/She can throw once the player who just threw the ball is back on their team spot behind the tower.



MULTI-SPORT (AGES 6-11)

ACTIVITY REFERENCE GUIDE



- IF THEY KNOCK OVER THE PIGGY TOWER: - the players behind the tower rebuild the Piggy Tower while the Coach Moves the Large Colored Spot back to Level 2.
- MAKE OR MISS - Players rotate after every pass: Player 1, Player 2, Player 3, Player 4
- First team to knock-down the Piggy from Level 6 wins! If no team gets to Level 6 when time expires, the team on the highest level wins that round.
- This is just the end of Round 1. Each team gets 1-point for the Level they ended up on when that round ended. (i.e. End on Level 4 – you get 4-points that round).
- Move onto Round 2 – BASEBALL THROWING

SEE NEXT PAGE FOR ROUND 2 – BASEBALL THROWING

Angry Birds Bonanza – Part 2 – Baseball Throwing

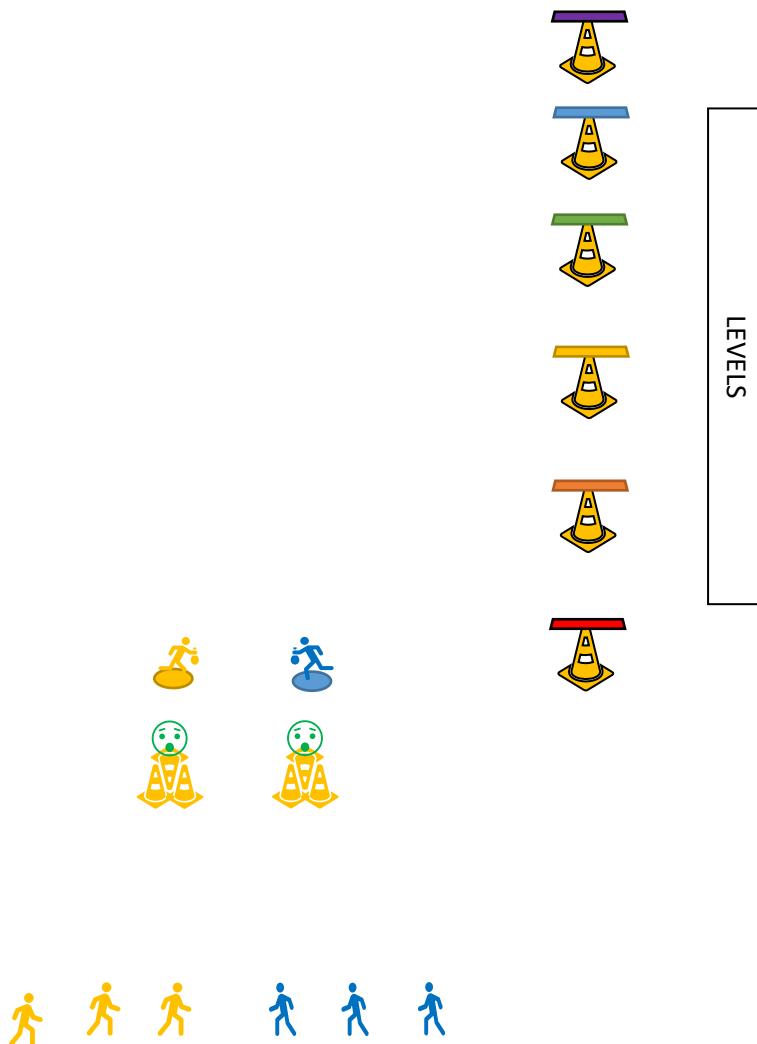
Purpose: Baseball Throwing

Equipment: Hula Hoop, Cones, Dodgeball, Rubber Baseballs, Colored Spots

Set Up: Each team needs to create their Piggy Tower in their Hula Hoop.

- Put 6 Cones down in a triangle shape
- Put 3 cones upside down in gaps****This is the key*
- Put 3 cones right-side up on top of upside down cones.
- Put 1 cones upside down in gaps
- Dodgeball (piggy) on the upside-down cone

Put 1 colored spot down about 5' in front of the piggy tower to serve as the Sling Shot.





MULTI-SPORT (AGES 6-11) ACTIVITY REFERENCE GUIDE



Execution:

- Have 1 player start with the ball on the slingshot (Green). 1 player stands behind the piggy tower (Yellow). The rest of the players stand behind their teams Piggy Tower. Make sure they are far enough back that there is no risk of being hit by a Ball or Cone.
- On the coaches whistle the game begins. The person on the slingshot throws the ball at the piggy tower.
- IF THEY MISS – The players behind the tower grab the ball and give it to the next player in line who runs out to the Slingshot. He/She can throw once the player who just threw the ball is back on their team spot behind the tower.
- IF THEY KNOCK OVER THE PIGGY TOWER: - the players behind the tower rebuild the Piggy Tower while the Coach Moves the Large Colored Spot back to Level 2.
- MAKE OR MISS - Players rotate after every pass: Player 1, Player 2, Player 3, Player 4
- First team to knock-down the Piggy from Level 6 wins! If no team gets to Level 6 when time expires, the team on the highest level wins that round.
- This is just the end of Round 2. Each team gets 1-point for the Level they ended up on when that round ended. (i.e. End on Level 4 – you get 4-points that round). Add Level 2 point to the Level 1 Points
- Move onto Round 3 – Soccer Shooting

Comments:

- Baseballs are more dangerous than most sports balls so you need to spread out more than other Angry Bird sport variations. Make sure the person behind the tower is not so close that they can get hit by the ball. SAFETY FIRST!!!

SEE NEXT PAGE FOR ROUND 3 – SOCCER SHOOTING

Angry Birds Bonanza – Part 3 – Soccer Shooting

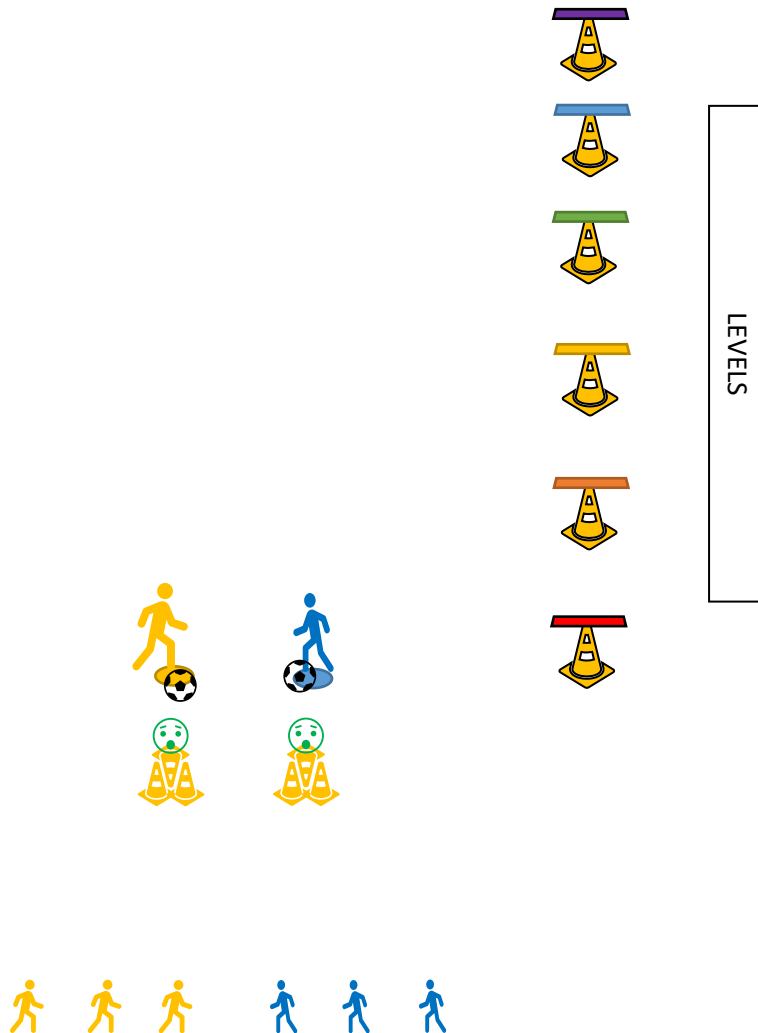
Purpose: Soccer Shooting

Equipment: Hula Hoop, Cones, Dodgeball, Soccer Balls, Colored Spots

Set Up: Each team needs to create their Piggy Tower in their Hula Hoop.

- Put 6 Cones down in a triangle shape
- Put 3 cones upside down in gaps****This is the key*
- Put 3 cones right-side up on top of upside down cones.
- Put 1 cones upside down in gaps
- Dodgeball (piggy) on the upside-down cone

Put 1 colored spot down about 5' in front of the piggy tower to serve as the Sling Shot.





MULTI-SPORT (AGES 6-11) ACTIVITY REFERENCE GUIDE



Execution:

- Have 1 player start with the ball on the slingshot (Green). 1 player stands behind the piggy tower (Yellow). The rest of the players stand behind their teams Piggy Tower. Make sure they are far enough back that there is no risk of being hit by a Ball or Cone.
- On the coaches whistle the game begins. The person on the slingshot kicks the ball at the piggy tower.
- IF THEY MISS – The players behind the tower grab the ball and give it to the next player in line who dribbles out to the Slingshot. He/She can kick once the player who just threw the ball is back on their team spot behind the tower.
- IF THEY KNOCK OVER THE PIGGY TOWER: - the players behind the tower rebuild the Piggy Tower while the Coach Moves the Large Colored Spot back to Level 2.
- MAKE OR MISS - Players rotate after every pass: Player 1, Player 2, Player 3, Player 4
- First team to knock-down the Piggy from Level 6 wins! If no team gets to Level 6 when time expires, the team on the highest level wins that round.
- This is just the end of Round 3. Each team gets 1-point for the Level they ended up on when that round ended. (i.e. End on Level 4 – you get 4-points that round). Add Level 3 point to the Level 1 & 2 Points
- Move onto Round 4 – VOLLEYBALL HITTING/SPIKING

SEE NEXT PAGE FOR ROUND 4 – VOLLEYBALL HITTING/SPIKING

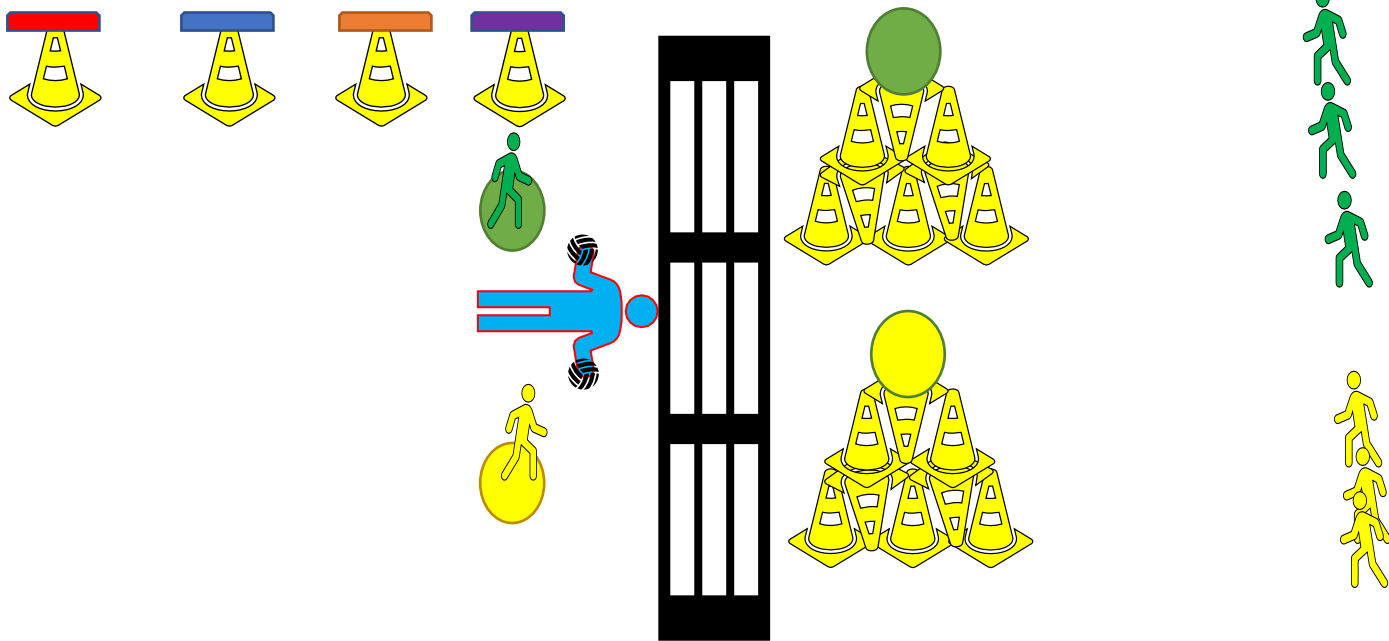
Angry Birds Bonanza – Part 4 – Volleyball Hitting/Spiking

Purpose: Hitting/Spiking

Equipment: Volleyballs, Cones, Dodgeballs, Colored Spots

Set Up: Break Campers into teams. Put the Sling Shot (Large Colored Spot) on one side of the net even with the purple cone.

On the other side of the net set-up a Piggy Tower for each team and have the rest stand on the Baseline behind their Piggy Tower.



Execution:

- Break players into two teams
- Coach calls up the first player in each line and they stand on their Sling Shot (Large Colored Spot).
- Coach sets the ball to them and they try to Spike/Hit it over the net and knock-down the Piggy Tower.
- **If they knock-down the Piggy Tower:** Everyone on their team helps them rebuild the Piggy Tower while the coach moves their sling shot spot back to the next cone (Orange) – Level Two
- **If they do not knock-down the Piggy Tower:** Coach calls up the next player on the team. The Sling Shot stays where it is.
- **EITHER WAY:** The hitter goes back in the team line and the coach calls up the next person in line
- First team to knock-down the Piggy Tower from Level 4 wins! If no team gets to Level 4 when time expires, the team who made it to the highest level wins.



MULTI-SPORT (AGES 6-11)

ACTIVITY REFERENCE GUIDE



- Each team gets 1-point for the Level they ended up on when that round ended. (i.e. End on Level 4 – you get 4-points that round). Add Level 4 points to the Level 1, 2 & 3 Points. The team with the most total points at the end of Round 4 is the winner!
- Have all players give the other team and High-5 and tell them Good Game! Award points for sportsmanship, respect and integrity.